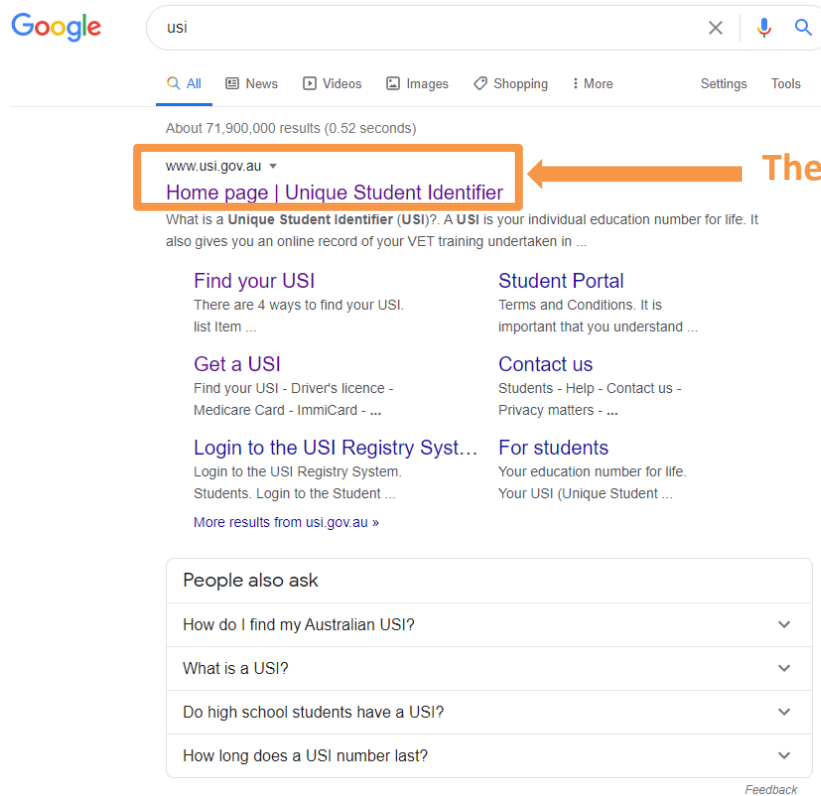
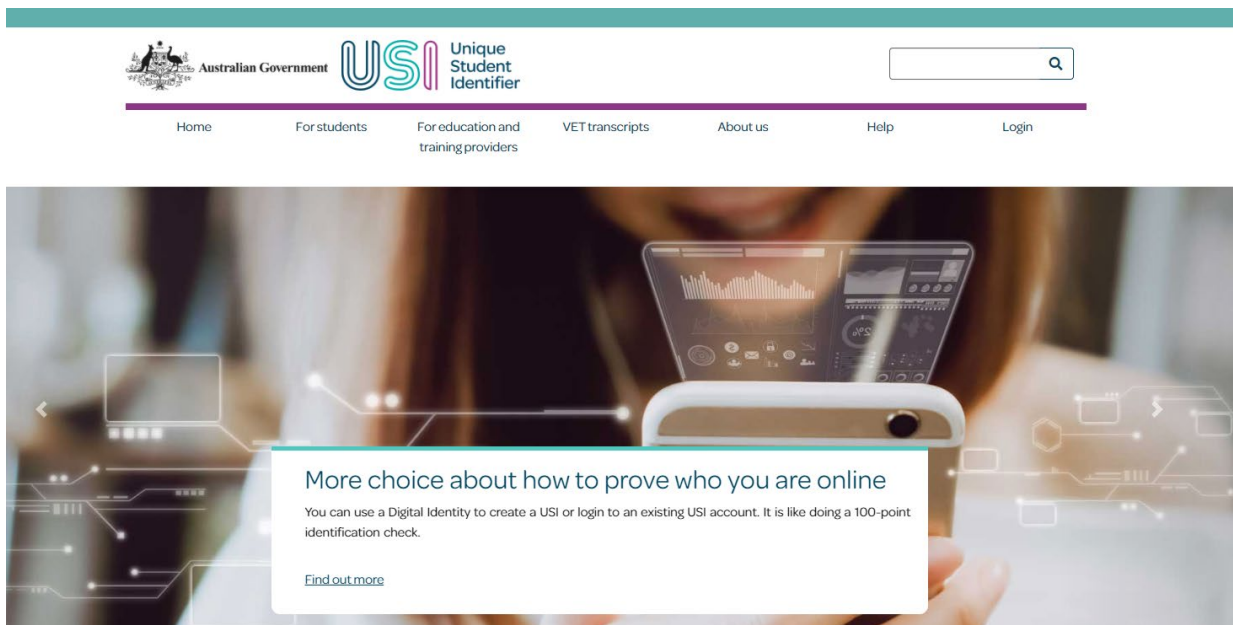


Steps about how to Create an USI number

1. Go to www.usi.gov.au OR simply type "USI" in google search



2. Home page of the USI official website

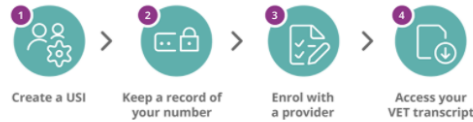


3. Go downside of the website, if you have not applied USI before, please click “Get a USI now”

What is a Unique Student Identifier (USI)?

A USI is your individual education number for life. It also gives you an online record of your VET training undertaken in Australia.

If you're at university, TAFE or doing other nationally recognized training, you need a USI. Without one, you can't get Commonwealth financial assistance or your qualification or statement of attainment.



I want to...

- Students**
Get a USI
Your USI stays with you for life as your training and career goals progress.
[Get a USI now >](#)
- Students**
Check if I have a USI
If you have done any training since 2015, you may already have a USI.
[Find your USI >](#)
- Students**
Reset my password
Keep your account secure and access your records quickly and easily.
[Reset your password >](#)
- Students**
View my VET transcript
Find your VET transcripts together in one place.
[View and download your transcripts >](#)
- Students**
Activate my USI
If a USI has been created on your behalf, you need to activate it.
[How to activate your USI >](#)
- Education and Training Providers**
Create a USI for a student
Create a USI on a student's behalf.
[Create a USI for a student >](#)
- Education and Training Providers**
Find a student's USI
There are 2 ways to find a student's USI.
[Find a student's USI >](#)
- Education and Training Providers**
Verify a student's USI
Ensure the correct USI is being used for a student.
[Verify a student's USI >](#)

Click here →

4. Click get your USI now

Australian Government **USI** Unique Student Identifier

Home For students For education and training providers VET transcripts About us Help Login

Home / For students

Get a USI

A USI is your lifelong education number – you only need to create it once.

Already have a USI?

If you have undertaken any VET training since 2015, you may already have a USI. [Find it now.](#)

Identification requirements

You need **one** form of identification to create a USI.

Acceptable [forms of ID:](#)

- [Australian passport](#)
- [non-Australian passport \(with Australian visa\)](#)
- [Australian birth certificate](#)
- [Australian driver's licence](#)
- [Medicare card](#)
- [certificate of registration by descent](#)
- [Centrelink concession cards](#)
- [citizenship certificate](#)
- [ImmiCard](#)

Creating your USI should take less than 5 minutes

[Get your USI now](#)

Click here →

5. Tick "I Agree the Term & Condition"

6. Click "Create USI"

7. Tick "NO" if you are applying the USI for yourself

You are here: [Home](#) > Create USI

1. Create USI > 2. Personal Details > 3. Contact Details > 4. Evidence of Identity > 5. Password/Check Questions >

CREATE USI

* Indicates a mandatory field

i Are you applying for a USI on behalf of another person? If you are providing assistance and the person is with you, select No. If you are applying for a USI on behalf of another person who is not currently with you, select Yes.

* Are you applying for a USI on behalf of another person? Yes No

[Cancel](#) [Next](#) **Click here**

HELP

Applying on behalf of another person

If you are applying for a USI on behalf of another person, the details entered on this screen will be included in the notification to the student and when they access their USI account. The details will also be visible to USI Office staff when they are assisting the student.

What is your relationship to the person?

Select the type of relationship that you have with the student.

Organisation Name

8. Fill out your personal details in the required blanks and click next, the system will create the USI number for you.

EVIDENCE OF IDENTITY

Document Type *

PERSONAL DETAILS

Name Details

Do you have a First Name and Family Name e.g. John Smith?

Yes No, I only have one name

First/Given Name *

Middle Name/s

Family/Last Name *

For business or official purposes are you known by any other name that is not on your form of ID?

No Yes

Date of Birth *

Confirm Date of Birth *

Gender * Male Female X (indeterminate/intersex/unspecified)

Country of Birth *

Town/City of Birth *

[Cancel](#) [Back](#) [Next](#)

Steps about how to find your USI number if you forget

1. If you already applied the USI, but you forget what your USI number is, please click “find your USI”.

What is a Unique Student Identifier (USI)?

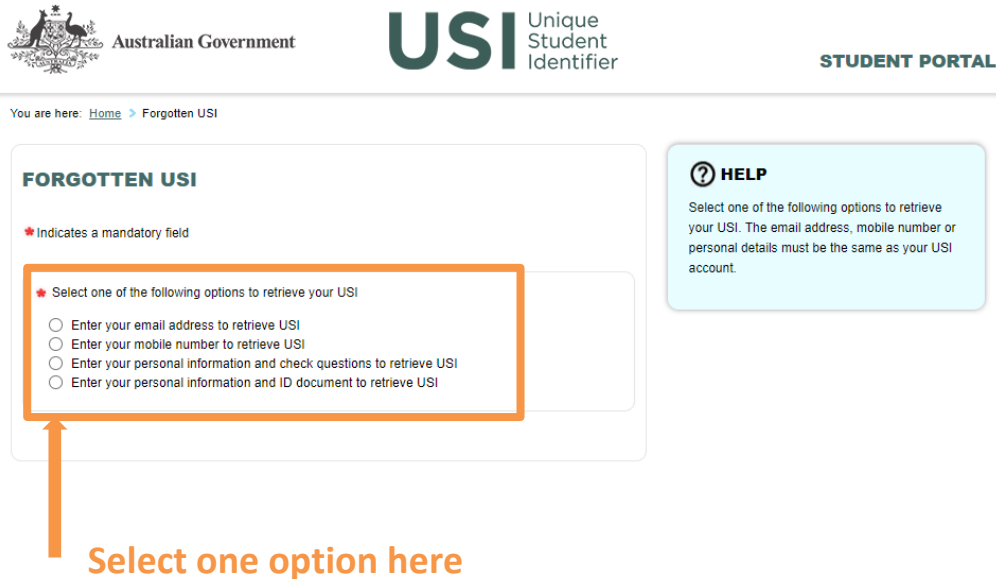
A USI is your individual education number for life. It also gives you an online record of your VET training undertaken in Australia.

If you're at university, TAFE or doing other nationally recognized training, you need a USI. Without one, you can't get Commonwealth financial assistance or your qualification or statement of attainment.



2. There are 4 different ways to help you find your USI number, please click “Find your USI”.

3. Select one option and fill out the relevant details, then” submit”. After that the system will help you find your USI.



Australian Government

USI Unique Student Identifier

STUDENT PORTAL

You are here: [Home](#) > Forgotten USI

FORGOTTEN USI

* Indicates a mandatory field

- * Select one of the following options to retrieve your USI
 - Enter your email address to retrieve USI
 - Enter your mobile number to retrieve USI
 - Enter your personal information and check questions to retrieve USI
 - Enter your personal information and ID document to retrieve USI

HELP

Select one of the following options to retrieve your USI. The email address, mobile number or personal details must be the same as your USI account.

Select one option here